

soc

Jon Witt
6e

Personal Sociology

Living in the Past, Present, Future

The Sociology of Relationships

Swiping Left and Right

Global Interdependence

What Makes a Cup of Coffee Possible?

The American Dream

Is Meritocracy a Myth?

2020

Mc
Graw
Hill



soc

Jon Witt

6e

Personal Sociology

Living in the Past, Present, Future

The Sociology of Relationships

Swiping Left and Right

Global Interdependence

What Makes a Cup of Coffee Possible?

The American Dream

Is Meritocracy a Myth?

2020

Mc
Graw
Hill



FOR STUDENTS

Effective, efficient studying.

Connect helps you be more productive with your study time and get better grades using tools like SmartBook 2.0, which highlights key concepts and creates a personalized study plan. Connect sets you up for success, so you walk into class with confidence and walk out with better grades.

Study anytime, anywhere.

Download the free ReadAnywhere app and access your online eBook or SmartBook 2.0 assignments when it's convenient, even if you're offline. And since the app automatically syncs with your eBook and SmartBook 2.0 assignments in Connect, all of your work is available every time you open it. Find out more at www.mheducation.com/readanywhere

"I really liked this app—it made it easy to study when you don't have your textbook in front of you."

- Jordan Cunningham, Eastern Washington University

No surprises.

The Connect Calendar and Reports tools keep you on track with the work you need to get done and your assignment scores. Life gets busy; Connect tools help you keep learning through it all.



Calendar: owattaphotos/Getty Images

Learning for everyone.

McGraw-Hill works directly with Accessibility Services Departments and faculty to meet the learning needs of all students. Please contact your Accessibility Services office and ask them to email accessibility@mheducation.com, or visit www.mheducation.com/about/accessibility for more information.



Top: Jenner Images/Getty Images, Left: Hero Images/Getty Images, Right: Hero Images/Getty Images

SOC **2020**

SIXTH EDITION

Jon Witt
Central College





WITT: SOC 2020, SIXTH EDITION

Published by McGraw-Hill Education, 2 Penn Plaza, New York, NY 10121. Copyright © 2020 by McGraw-Hill Education. All rights reserved. Printed in the United States of America. Previous editions © 2018, 2016, and 2015. No part of this publication may be reproduced or distributed in any form or by any means, or stored in a database or retrieval system, without the prior written consent of McGraw-Hill Education, including, but not limited to, in any network or other electronic storage or transmission, or broadcast for distance learning.

Some ancillaries, including electronic and print components, may not be available to customers outside the United States.

This book is printed on acid-free paper.

1 2 3 4 5 6 7 8 9 LWI 24 23 22 21 20 19

ISBN 978-1-260-07531-1 (bound edition)

MHID 1-260-07531-1 (bound edition)

ISBN 978-1-260-39845-8 (loose-leaf edition)

MHID 1-260-39845-5 (loose-leaf edition)

Author: *Jon Witt*

Field Correspondent: *Richard T. Schaefer*

Executive Portfolio Manager: *Claire Brantley*

Product Development Manager: *Dawn Groundwater*

Lead Content Project Manager, Core: *Susan Trentacosti*

Content Project Manager, Assessment: *George Theofanopoulos*

Content Project Manager: *Sandra Schnee*

Senior Buyer: *Laura M. Fuller*

Design: *Matt Diamond*

Content Licensing Specialist: *Sarah Flynn*

Cover Image: *goodluz/Shutterstock*

Compositor: *SPi Global*

All credits appearing on page or at the end of the book are considered to be an

extension of the copyright page.

ISSN: 2164-0696

The Internet addresses listed in the text were accurate at the time of publication. The inclusion of a website does not indicate an endorsement by the authors or McGraw-Hill Education, and McGraw-Hill Education does not guarantee the accuracy of the information presented at these sites.

mheducation.com/highered

In memory of Megan Sloss
Sociology, Class of 2014, Central College
Be Bold. Dive Deep. Converse.



Name: *Jon Witt (though my mom always called me Jonathan)*

Education: *I got my BA from Trinity College in Deerfield, IL, and earned my PhD from Loyola University in Chicago.*

Occupations: *Sociologist, father, and Corgi-walker*

Hobbies: *I like reading, writing, and messing around on computers—and I'm addicted to my iPhone and iPad.*

Childhood ambition: *To be a printer like my dad until I decided to become a teacher like my mom.*

Family: *Lori and I have been married for 35 years, and we have two daughters, Emily and Eleanor.*

Best recent book read: *The Overstory by Richard Powers*

Favorite recent film: *Apollo 11 took my breath away*

Favorite soundtrack: *I am loving the Dear Evan Hansen soundtrack*

Quote: *There may be fields of sociological science quite beyond the average mind, and rightly left to the learned specialist; but that is no reason why we should not learn enough of the nature and habits of society to insure a more profitable and pleasant life.*
-Charlotte Perkins Gilman, Human Work, 1904

Social Media: *Twitter @soc101*

SOC

2020 Edition

BRIEF CONTENTS

- 1 The Sociological Imagination 1**
- 2 Sociological Research 23**
- 3 Culture 46**
- 4 Socialization 69**
- 5 Social Structure and Interaction 97**
- 6 Deviance 124**
- 7 Families 147**
- 8 Education and Religion 171**
- 9 Economy and Politics 198**
- 0 Social Class 222**
- 1 Global Inequality 246**
- 2 Gender and Sexuality 268**
- 3 Race and Ethnicity 294**
- 4 Population, Health, and Environment 332**
- 5 Social Change 364**
- Glossary 383*

References 393

Name Index 434

Subject Index 437



page viii

WHAT'S NEW IN SOC

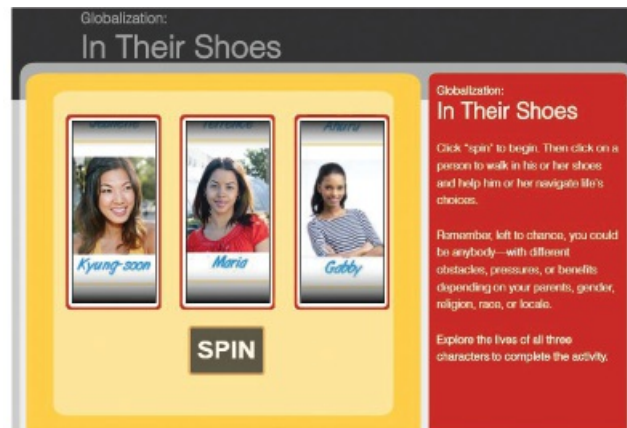
Helping Students Succeed with Connect®



McGraw-Hill Connect® is an integrated educational platform that includes assignable and assessable quizzes, exercises, and interactive activities, all associated with learning objectives for *SOC 2020*. Videos, interactive assessments, links to news articles about current issues with accompanying questions (“NewsFlash”), and scenario-based activities engage students and add real-world perspective to the introductory sociology course. In addition, printable, exportable reports show how well each student or course section is performing on each course segment.

Here are some of the media-rich activities that will help your students succeed in the introductory sociology course:

In Their Shoes. In Their Shoes develops students’ sociological imagination by walking them through the situation, challenges, and crises in the character’s life. Covering topics such as “Deviance and Social Control,” “Racial and Ethnic Inequality,” and “Socialization and the Life Course” students explore and navigate life choices.



Peathegee Inc/Blend Images LLC

Yellow Dog Productions/Digital Vision/Getty Images

PeopleImages.com/Digital Vision/Getty Images


Applying the Perspectives. In Applying the Perspectives, students examine a problem—global inequality, gender stratification, or family and intimate relationships—from three sociological perspectives and apply their critical thinking skills to align theories with the

appropriate perspective.

Concept Clips. Concept Clips are animations designed to engage students and walk them through some of the more complex concepts in the course and conclude with assessment questions to demonstrate their understanding. Topics include research variables, functions of religion, and power and authority.

Concept Clip: Sociology as a Science

Watch the Concept Clip and then respond to the following questions.



page x

Put students first with Connect's intuitive mobile interface, which gives students and instructors flexible, convenient, anytime-anywhere access to all components of the Connect platform. It provides seamless integration of learning tools and places the most important priorities up front in a new "to-do" list with a calendar view across all Connect courses. Enjoy on-the-go access with the new mobile interface designed for optimal use of tablet functionality.

Provide a Smarter Text and Better Value with SmartBook

SMARTBOOK® Available within Connect, SmartBook® makes study time as productive and efficient as possible by identifying and closing knowledge gaps. SmartBook identifies what an individual student knows and doesn't know based on the student's confidence level, responses to questions, and other factors. It then provides focused help through targeted learning resources (including videos, animations, and other interactive activities).


SmartBook builds an optimal, personalized learning path for each student, so students spend less time on concepts they already understand and more time on those they don't. As a student engages with SmartBook, the reading experience continuously adapts by highlighting the most impactful content a student needs to learn at that

moment in time. This ensures that every minute spent with SmartBook is returned to the student as the most value-added minute possible. The result? More confidence, better grades, and greater success.

New to this edition, SmartBook is now optimized for phones and tablets and accessible for students with disabilities using interactive features.

Prepare Students for Higher-Level Thinking

Aimed at the higher level of Bloom’s taxonomy, **Power of Process for Sociology** helps students improve critical thinking skills and allows instructors to assess these skills efficiently and effectively in an online environment. Available through Connect, pre-loaded readings are available for instructors to assign. Using a scaffolded framework such as understanding, synthesizing, and analyzing, Power of Process moves students toward higher-level thinking and analysis.



Also at the higher level of Bloom’s, McGraw-Hill’s **Application-Based Activities** are highly interactive, automatically graded, online learn-by-doing exercises that provide students a safe space to apply their knowledge and problem-solving skills to real-world scenarios. Each scenario addresses key concepts and skills that students must use to work through and solve course-specific problems, resulting in improved critical thinking and development of relevant workplace skills. Twenty-one Application-Based Activities are new to this edition of *SOC*.

A Revision Informed by Student Data

From the start, Connect Sociology has collected data anonymously on students' performance on specific learning objectives. These aggregated data, displayed in the form of heat maps, graphically identify challenging "hot spots" in the text, helping guide the revision of both core content and assessment activities for the Sixth Edition. This student-directed revision is reflected primarily in Chapters 9, 11, 13, and 15.

Chapter Changes

The following is a list of chapter-by-chapter content changes:

CHAPTER 1: The Sociological Imagination

- New opening vignette on rural life and inequality based on Sarah Smarsh's memoir *Heartland*
- Updated the data on unemployment as an example of a public issue versus private troubles
- Revised the discussion of the sociological imagination to reinforce its usefulness when making decisions about the future
- Updated the CEO-to-average-worker pay ratio data
- Updated the 5 Movies feature to include *Lady Bird* and *Black Panther*
- Updated the film gender wage gap example with Claire Foy's experience on *The Queen*
- Updated data on gender wage gap and race/ethnicity wealth gap
- Revised the discussion of free agency in the NBA to update information and clarify its significance
- Revised the discussion of Comte to clarify three significant contributions he made to early sociology
- Classified Martineau's contributions into three specific areas for the sake of clarity
- Updated graphs and map presenting suicide data
- Added new information about the increasing rates of suicide and the resulting public health concern
- Updated the Going Global feature on the World Happiness Report
- Revised the Three Sociological Perspectives table to increase clarity
- Revised the definition of *personal sociology*
- Replaced the existing Personal Sociology feature with new text
- Updated the Sociology Degrees Conferred in the United States graph
- Revised the discussion of Applied Sociology to include a reference to the Obama administration's Social and Behavioral Sciences Team

CHAPTER 2: Sociological Research

- Revised the Finding Information infographic

- New Did You Know? feature on polling projections and the 2016 presidential election
- Revised the section on common sense to more clearly identify four of its limitations
- Added a consideration of the danger of common sense including a reference to Lazarsfeld's example of the limits of "obvious" explanations for human behavior
- Updated the Did You Know? feature on degree attainment percentages
- Updated the Degree Attainment and Income graph to include new data and a third column representing those whose highest degree attainment is some college/associate's degree
- Updated the Presidential Approval Ratings graph with new data
- Updated the Going Global: Research Abroad feature on the annual Afghanistan national survey with new data
- Updated data on popular baby names as a sign of cultural shifts
- Updated the 5 Movies feature to include *Science Fair* and *Monrovia, Indiana*

CHAPTER 3: Culture

- Updated the opening vignette *Improv Everywhere* and breaking norms to include the most recent No Pants Subway Ride event and other updated missions from *Improv Everywhere*
- Moved the introduction of the three-step model of the social construction of reality from Chapter 5 to Chapter 3 in order to set the stage for the next three chapters as corresponding to the three stages of that model
- Added *social construction of reality* as a key term
- Edited the PopSoc feature on Columbusing for greater clarity
- Updated section on diffusion regarding the number of McDonald's and Starbucks locations around the world
- New Did You Know? feature on the invention of the steam engine
- Updated data from *Ethnologue* on the number of living, endangered languages, and extinct languages
- Updated the Going Global feature on the region of origin of the world's living languages and contrasted that with the number of speakers
- Updated examples of new words for 2018 added to the *Merriam-Webster Collegiate Dictionary*
- Revised the discussion on invented languages for the sake of clarity and to emphasize the three different eras
- Updated the PopSOC feature on Dothraki and the increasing popularity of the name Khaleesi
- Revised the discussion of the Sapir-Whorf hypothesis for greater clarity
- Revised and updated data and graph regarding the values of first-year college students using data from the annual HERI survey
- Updated the 5 Movies feature on U.S. culture feature to include *Sorry to Bother You*,

If Beale Street Could Talk, En el Séptimo Día (On the Seventh Day), and The Rider

- Revised the discussion of sanctions to clarify the distinction between internal and external policing
- Updated the 5 Movies feature on cultures outside the United States to include the films *Roma* and *Shoplifters*
- Revised the discussion of subcultures to include a consideration of divisions between Republicans and Democrats in the United States
- Edited the discussion of ethnocentrism

CHAPTER 4: Socialization

- Added a discussion linking this chapter to the three-step model of world construction which was introduced in Chapter 3
- Updated the discussion of Dani's story in the Extreme Childhood Isolation section
- Revised and streamlined the discussion of Mead's theory on I, Me, significant other, and generalized other
- Revised the definition of Mead's *generalized other*
- New J. K. Rowling feature quote on the importance of agency
- Added a new subsection on W. I. Thomas in the Sociological Approaches to the Self section
- New graph showing average media use time per week by age groups
- Updated the SOCthink to focus on smartphone use among young adults
- Updated the Telephones and Cell Phones by Country per 100 People graph
- Updated data on mobile phone ownership in Africa and added the term *leapfrogging*
- Updated data on the number of jobs held between 18 and 50
- Revised the 5 Movies feature on socialization to include the films *Eighth Grade*, *Welcome to Marwen*, and *Three Identical Strangers*
- Updated data on U.S. and global life expectancy
- New graph on living arrangements by age for those 65 and older
- Updated data on Social Security and poverty for those over 65
- Revised the 5 Movies feature on aging to include *Beginners* and *Our Souls at Night*

CHAPTER 5: Social Structure and Interaction

- Revised the Social Interaction section to establish the connection of the material in this chapter to the three-step model of world construction, which is now introduced in Chapter 3 rather than here
- Revised the definition of *secondary groups*
- Revised the discussion of primary and secondary groups for greater clarity
- Added a new discussion on college student friendship networks based on Janice McCabe's research highlighting three types: tight-knitters, compartmentalizers, and samplers

- Updated the Going Global feature on Internet access and social networking use in various countries around the world
- Revised the discussion of images under Postmodern Life to increase clarity
- Updated the Going Global feature on U.S. favorability ratings around the world
- Updated the 5 Movies feature to include *The Greatest Showman*, *District 9*, and *The Green Book*
- Updated the Pop Quiz feature

CHAPTER 6: Deviance

- Revised and updated the chapter opening on mass shootings to include the Marjory Stoneman Douglas high school shooting in Parkland, Florida, and the Las Vegas concert shooting
- Updated and revised the Binge Drinking on Campus graphs
- Updated data on the correctional population in the United States including page xiii updating the U.S. Incarceration Rates graph
- Moved the discussion of marijuana to the Crime section where it was also discussed
- Updated data on piracy as a form of deviance
- Updated the 5 Movies feature on deviance to include *The Purge*, *Liar, Liar*, and *I Am Not a Witch*
- Updated data on cosmetic surgery by both women and men in the United States
- Revised the discussion of crime for the sake of greater clarity and accessibility
- Updated the data on trends in crime including the crime clock
- Updated the FBI Uniform Crime Reports Data table with latest UCR data on crime rates and trends along with clearance rates
- Revised the definition of *victimization surveys*
- Updated data and graph on victimization survey data showing percentage of crimes reported to police
- Updated the 5 Movies feature on crime to include *Three Billboards Outside Ebbing, Missouri*, *Charm City*, and *The Shawshank Redemption*
- Revised the definition of *white-collar crime* and streamlined the discussion of the topic
- Revised the discussion of victimless crimes
- Updated the Marijuana Laws by State map
- Updated and moved the Marijuana Legislation graph to the victimless crimes discussion
- New PopSOC on films dealing with Wall Street
- Updated Going Global graph on international incarceration rates
- Updated the Did You Know? feature on drug arrests in the United States
- Added *broken window hypothesis* as a new key term
- Added a new featured quote from Dostoevsky and prisons

- Updated data on death penalty cases, DNA exonerations, and race in the United States
- Updated map with latest data on executions in the United States
- Updated the gender discussion to include changes internationally regarding the loophole in which rapists can avoid prosecution by marrying their victims

CHAPTER 7: Families

- Updated the chapter opening on online dating apps/sites including Jessica Carbino, Bumble's in-house sociologist
- Updated Did You Know? feature on U.S. marriage rate compared to Las Vegas and Hawaii
- Revised the substantive definition of families
- Revised the definition of extended families
- Updated and streamlined the discussion of family types, marriage types, and kinship patterns under the substantive definition of *families*
- Updated the U.S. Households by Family Type graph
- Updated data on the number and ratio of stay-at-home moms to stay-at-home dads
- Updated graph showing median age for first marriage for women and men from 1890 to 2018
- Updated data on age differences between marital partners
- Updated data, table, and graph on interracial marriage
- Revised the definition of *homogamy*
- Revised the discussion of parenting and social class
- Made *concerted cultivation* and *accomplishment of natural growth* key terms
- Updated the Living Arrangements of Children graph on the percentage of children living with two parents versus one parent by race and ethnicity and over time
- Revised and expanded the discussion on parenting, race, and ethnicity
- Updated the 5 Movies feature to include *Instant Family*, *Leave No Trace*, and *Mudbound*
- Reorganized and retitled sections for better flow including Dating, Mating, and Parenting and Modern Families
- Added a new section covering birth rates and average number of children including a discussion of the impact education and geographic region have on age prior to the section on parenting
- Updated data on international adoption by U.S. parents including overall numbers, top three source nations, and median cost of adoptions from China
- Updated data on the number of children in foster care and awaiting adoption
- Updated data on dual-income families
- Updated data on attitudes regarding same-sex marriage
- Updated the Approval of Same-Sex Marriage by Age graphs showing differences by

generations

- Updated data on single-parent families
- Updated data on stepfamilies
- Updated data on multigenerational families
- New graph showing percentage of multigenerational families over time
- Revised the definition of *cohabitation* to make it more inclusive
- Updated data on cohabitation
- Updated data on remaining single
- Updated data on remaining child-free
- Updated data on divorce
- Updated the Trends in Marriage and Divorce in the United States graph to reflect recent rate changes

page xiv

CHAPTER 8: Education and Religion

- Revised the chapter opening to focus on two students from the Bronx who struggle to make education work as a pathway to opportunity
- Revised the Education in Society section to highlight the importance of principle and practice when it comes to assessing educational outcomes
- Revised the Education in Society section to include a number of subsections, including Education and Opportunity, Educational Attainment, Community Colleges, Teaching as a Profession, and Homeschooling (these last three were moved from another section)
- Updated data on community college enrollments
- Updated the Net Price Cost of College graph showing the net price (tuition, fees, room, and board minus grants) cost of two-year and four-year colleges over time
- Updated the Average Salaries for Teachers map
- Revised the Teaching as a Profession section to also address adjunct/contingent professors
- Updated the Did You Know? feature on college enrollment rates
- Updated the Educational Attainment in the United States graph showing high school and college completion rates from 1910 to 2017
- Revised the Going Global: Educational Attainment of 25- to 34-Year-Olds graph to include percentages for three levels of educational attainment: less than upper-secondary, secondary, and tertiary
- Streamlined the discussion of functions of education, added soft skills to the heading and discussion, and completely reworked the Cultural Innovation subsection
- Updated data in the Child Care subsection on the percentage increase of three- to five-year-old children in preschool and kindergarten over time
- Updated the Education Pays graph on the relationship between education level and income for 25- to 34-year-olds

- New feature quote from Malcolm X on education
- Updated data for Did You Know? feature regarding family income level and likelihood of going directly to college after high school
- Restructured the Sociological Perspectives on Education section including the addition of a new interactionist perspective subsection
- Revised the discussion of the correspondence principle and hidden curriculum and made them part of their own subsection
- Updated Did You Know? regarding Harvard's acceptance rate
- Updated data on student loan debt
- Updated the College Majors by Gender, Percent Female graph to show the percentage of female bachelor's degree recipients for a variety of majors
- Revised 5 Movies feature on education to include *Dead Poets Society*, *Night School*, and *The Perks of Being a Wallflower*
- Updated SOCthink on women's participation levels in high school and college athletics
- Revised the discussion of a substantive definition to enhance clarity
- Revised the discussion of the functional definition of religion to highlight three functions: encouraging social integration, enforcing existing beliefs and practices, and providing a sense of meaning and purpose
- Added a new subheading for functional equivalents of religion and revised the discussion for greater clarity
- Updated the Major World Religions graph and table with current data
- Revised 5 Movies feature on religion to include *First Reformed* and *Noah*
- Updated the data on women clergy and theological students

CHAPTER 9: Economy and Politics

- Revised the structure of the chapter to improve flow and create a better narrative
- Updated the chapter opening regarding Trump voters' continued support for him
- Revised the introductions to capitalism and socialism to improve clarity
- New Did You Know? feature on attitudes toward capitalism and socialism in the United States
- Revised the discussion of mixed economies including more information about China
- Updated the International Economic Growth, 1980–2017 graph
- Streamlined the discussion of the Great Recession to make it part of the mixed economy discussion
- Revised the discussion of the three economic sectors to make it more accessible
- Added a new subsection Economic Globalization to include the economic accomplishments of capitalism and placed the discussion of the more recent challenges of deindustrialization, outsourcing, and offshoring here
- Created a new 5 Movies feature focusing solely on the economy and added *The Big*

Short and The Price of Everything

- Introduced *polity* as a key term in place of *political system* to describe that social institution
- Added a new Did You Know? feature on the most admired man and woman in America to go along with charismatic authority
- Added a new 5 Movies feature focusing only on politics, and added *RBG*, *The Post*, and *Cold War*
- Created a new subsection focusing on the relationship between capitalism and democracy including an enhanced discussion of Okun's tension between equality and efficiency and Marshall's discussion of social rights
- Updated the Public Trust in Government graph
- Added a discussion on voter identification
- Updated the What's Your Party? graph on political party identification
- Updated data on voter participation, including a consideration of the 2018 midterm elections
- Updated the Voter Turnout Worldwide graph
- Updated the Reasons for Not Voting graph
- Updated the (Under)Representation in Congress graph to reflect the 2018 midterm results for the 116th Congress
- Added a discussion about the increasing diversity of Congress due to the 2018 midterms
- Updated the Women in National Legislatures graph
- Updated the U.S. Public Opinion on Defense Spending graph
- Updated data on terrorist attacks in 2017
- Updated and revised the Pop Quiz to reflect the new structure and content

CHAPTER 10: Social Class

- Updated data on human trafficking in the United States
- Updated the Did You Know? feature on the Global Slavery Index
- Revised the discussion on income to clarify the varieties of ways sociologists explore income inequality including the importance of the distinction between median and mode, changes in relative income shares by quintile over time, changes in absolute income over time by quintiles, and the Gini index
- Updated median and mean income in the United States
- Updated data on quintile distribution including the Percentage Share of Total Income graphs
- Updated Average Household Income by Quintile graph with the latest data
- Updated Gini index data for income
- Added a new Average Hourly Income, 1964–2018 graph showing both constant and current dollars

- Updated data on wealth distribution and added the Gini index for wealth
- Updated the Did You Know? feature on consumer expenditures by the top quintile
- Updated the Child Poverty Rates around the World graph
- Updated data for table Who Are the Poor in the United States? percentage of population overall versus percentage of poverty population
- Updated the People below Poverty Level map showing variation in poverty levels by state
- Updated data on percentage of health care spending provided by government for select nations
- Revised the discussion on the importance of parents' resources when it comes to children's mobility
- Updated the Education Pays graph of the relationship between education and income for full-time, year-round workers
- Revised and updated the Did You Know? feature on the highest-paid CEOs
- Updated the 5 Movies feature on Social Class to include *The Florida Project* and *Generation Wealth*
- Added a new feature quote on wealth

CHAPTER 11: Global Inequality

- Renamed the opening section Global Interdependence and revised the discussion in that section to emphasize that theme as a bridge to why people should be interested and concerned
- Provided new examples of global production chains
- Updated the Going Global feature showing Human Development Index scores for a variety of nations
- Renamed the second section Sociological Perspective on Globalization to clarify the purpose of the section
- Revised the discussion of modernization theory and clarified its connection to the functionalist perspective
- Revised the discussion of dependency theory and world systems analysis and clarified their connection to the conflict perspective
- Clarified how the discussion of multinational corporations fit into the sociological theories
- Updated Going Global feature contrasting corporate revenue of the top 10 page xvi
multinational corporations to the GDP of comparably sized nations
- Renamed the third section Economic Inequality around the World
- Split up the discussion of income and wealth into separate subsections and streamlined the discussion of both to avoid overwhelming students with too much detail
- Moved the discussion and map of gross national income to this section instead of appearing earlier

- Updated data on income inequality
- Updated the Quintile Distribution of Income graph showing percentage of income earned by the top and bottom quintiles
- Updated data on wealth inequality
- Updated and revised the Global Wealth Distribution graph
- Updated the Wealth Concentration graph
- Updated data on poverty around the world
- Updated the Living on Less Than \$1.90 a Day graph regarding extreme poverty
- Updated the Share of Global Poor graph showing the distribution based on region
- Streamlined the discussion of the Millennial and Sustainable Development Goals
- Revised the Did You Know? feature about what women garment workers in Bangladesh earn compared to CEOs of garment companies
- Updated the discussion of Mexico as a case study, including providing historical context for Mexico
- Revised the discussion of Mexico's income, wealth, and poverty data to bring it into alignment with the previous section and added more data regarding each
- Updated the Did You Know? feature on the number of undocumented workers entering Mexico
- Revised the discussion of indigenous people in Mexico with additional context and data
- Updated data on the status of women in Mexico
- Updated data for the Borderlands map showing apprehensions and remittances
- Revised the discussion regarding emigration to the United States from Mexico with additional information and context
- Updated the 5 Movies feature on Global Inequality to include *Icebox*, *On Her Shoulders*, and *Capernaum*
- Connected the discussion of human rights to the earlier points about interdependence
- Updated the Human Trafficking Report table showing tiers for countries
- New example of Yemen as a challenging context for human rights abuses
- Updated information on Doctors Without Borders to include statistics on various procedures performed
- Updated the Pop Quiz

CHAPTER 12: Gender and Sexuality

- Updated the chapter opening on Sheryl Sandberg and LeanIn.org with new data
- Revised the structure to include separate sections on sex, gender, and the gender spectrum; moved the discussion of transgender to the beginning of the section and added the discussion about gender binary versus gender spectrum to the end of the section

- Updated data on gender representation in children’s books
- Updated data on stay-at-home moms and dads
- Updated data on educational participation and attainment for women
- Updated data on Americans’ attitudes regarding abortion
- Created a new subsection highlighting intersectionality
- Added a new photo with caption tying the #MeToo movement to intersectionality
- Updated the U.S. Attitudes about Homosexuality graph
- Updated data on sexual orientation hate crime statistics
- Updated data on teens’ age at first sexual intercourse experience and added information on the nature of their relationship with their first partner and reasons for those not having had sex
- Updated data on international contraception use rates
- Updated the Labor Force Participation Rates graph for men and women
- Updated the Women’s Representation in U.S. Occupations table showing underrepresentation and overrepresentation in occupations
- Updated data for men and women on median income for full-time, year-round workers
- Updated data on occupational segregation and its relationship to the wage gap
- Updated the Gender Wage Gap by Education table
- Updated data on the gender wage gap by age
- Updated discussion on housework to include its impact on relationship satisfaction and sexual intimacy
- Updated data on women’s representation in government after the 2018 midterm elections
- Updated the 5 Movies on gender and sexuality to include *Love, Simon*, page xvii
What Men Want, and *Transformer*
- Updated the criminal victimization rates on rape and sexual violence
- Updated the data on high school girls’ experience of violence and physical coercion

CHAPTER 13: Race and Ethnicity

- Completed an overhaul of the chapter to place greater emphasis on the sociological analysis of race and ethnicity, including more historical context regarding the social construction of race and highlighting the consequences of these constructs
- Updated the opening vignette addressing cases of police killings of African American males
- New section highlighting race as a social construct growing out of particular historical contexts from Linnaeus’s racial categorization, through the era of racial pseudoscience, to the post–WWII reconsideration of race as a social construct from both a social and biological perspective
- Revised the definition of *race*

- Revised the definition of *ethnicity*
- Updated statistics in the Racial and Ethnic Groups in the United States table including both numbers and percentage of population
- New PopSOC feature on the work of Brazilian artist Angélica Dass matching Pantone color codes to skin tone to highlight the gradational nature of human variation
- Added a discussion of the role the *Plessy v. Ferguson* case to show its significance in the maintenance of systemic racial inequality
- Added a new PopSOC feature on Denmark’s “Do It for Denmark” campaign designed to increase birthrates in the country
- Added a discussion of the eugenics movement in the United States
- Added a Did You Know? feature linking a Frederick Douglass quote regarding the biology of race from the 1850s to the civil rights movement claims 100 years later
- Added a discussion of the UNESCO statement after World War II, led by anthropologist Ashley Montague, advocating the use of ethnicity in place of race
- Added a discussion on the Most Recent Common Ancestor research which shows the degree of shared human ancestry
- Revised the Sociological Perspectives section to include a more fully developed discussion of the role theories can play in our understanding of issues related to race and ethnicity and also made the links to the three perspectives more explicit
- Added a discussion of Roth’s multidimensional typology to highlight the complexity of race in practice
- Updated the 5 Movies feature to include *Get Out*, *The Hate U Give*, and *Crazy Rich Asians*
- Added *passing* as a key term to highlight the multidimensionality of race
- Added a discussion of transracial adoption to highlight the multidimensionality of race
- Added a discussion on the function of racial distinction as a foundation for group solidarity
- Revised the definition of *contact hypothesis*
- Modified the definition of *affirmative action*
- Updated the PopSOC feature on racial and ethnic representation in films
- Updated the Median Income by Race, Ethnicity, and Gender graph
- Revised the definition of *institutional discrimination*
- Revised the discussion of racism, including a new definition, to highlight the fact that racism involves more than just how people think and linked it to systemic patterns of inequality
- Updated the Hate Crime Offenses graphic
- New PopSOC feature on Colin Kaepernick’s NFL protest regarding racial injustice
- Streamlined and reorganized the discussion on patterns of intergroup relations
- Updated the Racial and Ethnic Groups in the United States graph